REM-101S10S-9F32B-H1151
Absolute Rotary Encoder - Multiturn
Industrial Line

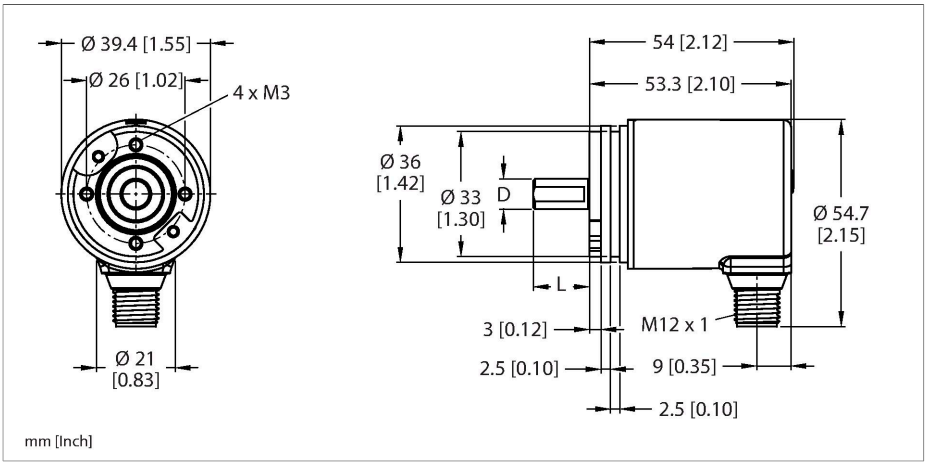

Features

- Synchro flange, Ø 36 mm
- Solid shaft, Ø 10 mm × 20 mm
- Magnetic measuring principle
- Shaft material: stainless steel
- Protection class IP67 on housing and shaft side
- -40…+80 °C
- Max. 4000 rpm (continuous operation 2000 rpm)
- 10…30 VDC
- SAE J1939
- M12 × 1 male connector, 5-pin
- Singleturn resolution 14 bit scalable, default 14 bit
- Multiturn resolution scalable up to 29 bit over total resolution, default 18 bit
- Total resolution 32 bit scalable, default: 32 bit

Technical data

Type	REM-101S10S-9F32B-H1151
ID	100023545
Measuring principle	Magnetic
General data	
Max. Rotational Speed	4000 rpm
Starting torque	< 0.01 Nm
Repetition accuracy	± 0.2 ° At 25 °C
Absolute accuracy	± 1 ° At 25 °C
Output type	Absolute multiturn
Electrical data	
Operating voltage U_B	10…30 VDC
No-load current	≤ 80 mA
Short-circuit protection	yes
Wire break/reverse polarity protection	yes
Communication protocol	SAE J1939
Interface	SAE J1939
Mechanical data	
Flange type	Synchro flange
Flange diameter	Ø 36 mm
Shaft Type	Solid shaft
Shaft diameter D (mm)	10
Shaft Length L [mm]	20
	Shaft with surface
Shaft material	Stainless steel
Housing material	Die-cast zinc
Electrical connection	Connector, M12 × 1

Wiring diagram

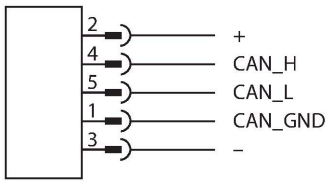

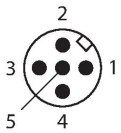

REM-101S10S-9F32B-H1151| 13-11-2024 14-49 | Technical modifications reserved

Technical data

Axial shaft load	20 N
Radial shaft load	40 N
Environmental conditions	
Ambient temperature	-40…+80 °C
Vibration resistance (EN 60068-2-6)	300 m/s², 10…2000 Hz
Shock resistance (EN 60068-2-27)	2500 m/s², 6 ms
Protection class	IP67
Protection class shaft	IP67

Accessories

RA-BC-20-06-10 100048779

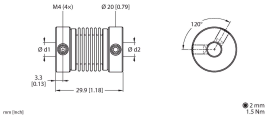

Bellows coupling with aluminum hub Ø 20 mm; d1 = 6 mm, d2 = 10 mm

RA-BC-20-08-10 100048781

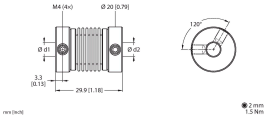

Bellows coupling with aluminum hub Ø 20 mm; d1 = 8 mm, d2 = 10 mm

RA-BC-20-10-10 100048782

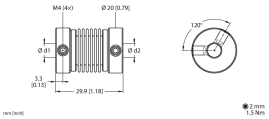

Bellows coupling with aluminum hub Ø 20 mm; d1 = 10 mm, d2 = 10 mm

RA-BC-20-10-12 100048783

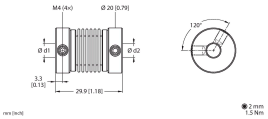

Bellows coupling with aluminum hub Ø 20 mm; d1 = 10 mm, d2 = 12 mm

RA-BC-E-20-06-10 100048786

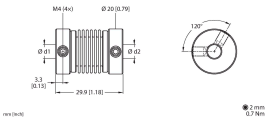

Stainless steel bellows coupling Ø 20 mm; d1 = 6 mm, d2 = 10 mm

RA-BC-E-20-10-10 100048787

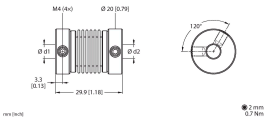

Stainless steel bellows coupling Ø 20 mm; d1 = 10 mm, d2 = 10 mm

RA-BC-E-20-10-12 100048788

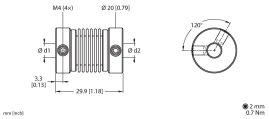

Stainless steel bellows coupling Ø 20 mm; d1 = 10 mm, d2 = 12 mm

RA-SDC-30-10-10 100048792

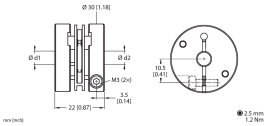

Spring disc coupling Ø 30 mm; d1 = 10 mm, d2 = 10 mm

RA-SDC-30-10-12 100048793

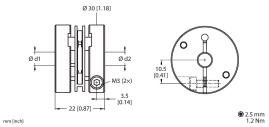

Spring disc coupling Ø 30 mm; d1 = 10 mm, d2 = 12 mm

RA-HC-25-10-10 100048796

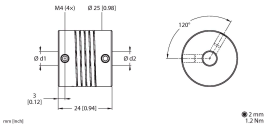

Aluminum helix coupling Ø 25 mm; d1 = 10 mm, d2 = 10 mm

RA-HC-25-10-12 100048797

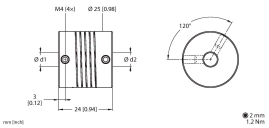

Aluminum helix coupling Ø 25 mm; d1 = 10 mm, d2 = 12 mm

REM-101S10S-9F32B-H1151| 13-11-2024 14-49 | Technical modifications reserved

Accessories

Dimension drawing	Type	ID	
	RKC5701-5M	6931034	Bus cable for CAN (DeviceNet, -CANopen), M12 female connector, straight, cable length: 5 m, jacket material: PUR, anthracite; cULus approval

REM-101S10S-9F32B-H1151| 13-11-2024 14-49 | Technical modifications reserved